



Blika

Towards digital tax management



Sharing our experience in implementing
tax solutions for multinational companies

Digitalization – creating an infrastructure

Working in a solution which provides and simplifies the complex **infrastructure** you need to;

- **digitalize**
- **automate work**
- **tailor and scale up**
- **be future proof**

What to expect from an integrated SaaS solution



A scalable solution with built-in know-how and automation



A structure to tailor a reporting organization to the needs of your group allowing tax and legal to work together



A continuous process to include new compliance requirements and functionality



A continuous process to automatically upgrade technology and security



An infrastructure which is flexible and can adapt to meet future requirements



Plug-in play processes that can be configured to your needs, and a choice to add customized processes

The Infrastructure

INTERFACE

Access system

Work flow

Reminders

Analysis

Output

Communication

Audit trail

API

External systems



ENTITY INFORMATION




External systems

LEGAL PROCESSES



TAX PROCESSES



Working with standardized processes that are flexible



Using standardized processes makes implementation and usage much simpler



Do not invent the wheel - Adding new standardized processes in cooperation with a network of multinational companies



The possibility to add your specialized processes using the know-how of the existing infrastructure



The option for tax or legal to run it standalone, or run it together as an integrated solution

Joint infrastructure for tax and legal?

- Tax and legal need the same basic data for their processes
- Better quality
- More cost efficient

Three main steps to achieve automation

1

The first step to solve is **data collection**. When you have implemented an efficient solution you can feed structured information automatically into specialized processes such as entity management, CbC or mandatory disclosure

2

Add **specialized processes that** could be a process within your own infrastructure or as an integration with an external system.

3

The third step is to automatically **produce reports, analysis or specialized formats, such as XML** to meet your requirements.

Legal entity management – the base

Highlights

- Keep track of your legal ownership structure and share capital.

- Allows you to bring up the legal ownership structure at any date of your choice

- Create charts of your structure, full or limited to e.g. certain regions, divisions or a vast number of other formatting options.

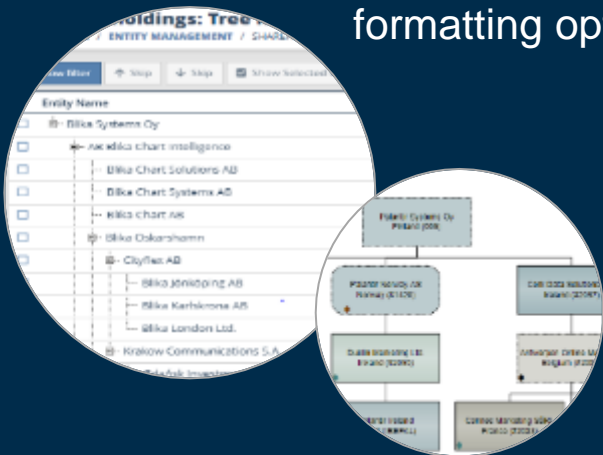
Functions

The legal entity module forms the base for all other processes by keeping track of your legal entities over time.

The module saves the basic information for each entity, such as TIN, share capital, name changes, addresses, etc.

Should be possible to build a bridge between the legal and operational structure

The solution should automatically help reporters and reviewers to keep a high quality of data by automatically identify and highlight issues



How you create a complex compliance process in an existing infrastructure

Example MDR-reporting

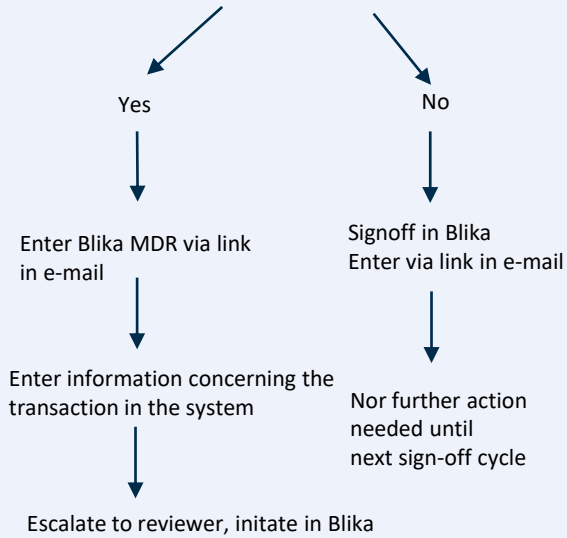
- Complex data collection
- Very tight deadline
- Filing in several jurisdictions in standardized format

Reporter/Drafter

E-mail sent to all reporters every 14th day



Any typical transactions?



E-mail generated to reviewer instantly

Reviewer



Enter Blika MDR via link in e-mail

Review information stated by reporter

Escalate to decision maker, initiate in Blika

Reminder e-mail generated to reviewer day 5

E-mail generated to decisionmaker instantly

Decisionmaker



Enter Blika MDR via link in e-mail

Review all information and decide how to proceed

File?

No

Store already collected information and comment why not filed

Yes

Escalate filing process, activate filer

Reminder e-mail generated to decisionmaker day 10

E-mail generated to filer instantly

Filer



Enter Blika MDR via link in e-mail

Review and supplement with Information missing for filing

Create basis suitable way of filing: Form or XML

Execute the filing with the applicable Tax authority

Save proof of filing and close the process

Reminder e-mail generated to filer day 14

Day 1

2,3,4

5

Day 6

7,8,9

10

Day 11

12,13,14

15

Day 16

Day 30

Ongoing Day 1-19

Due Day 20-24

Urgent Day 25-30

Overdue Day 31

Filed



Sign off process

Integrated solution demo



Thank You!



Peter Öhling Ekenstierna

Peter.ohling@blika.com

+46 72 51 29197

Find out more about our
solutions at www.blika.com